



DL MAGAZINES

SIZE: 99mm x 210mm

 TRIM SIZE: 99mm x 210mm

 BLEED: 109mm x 220mm

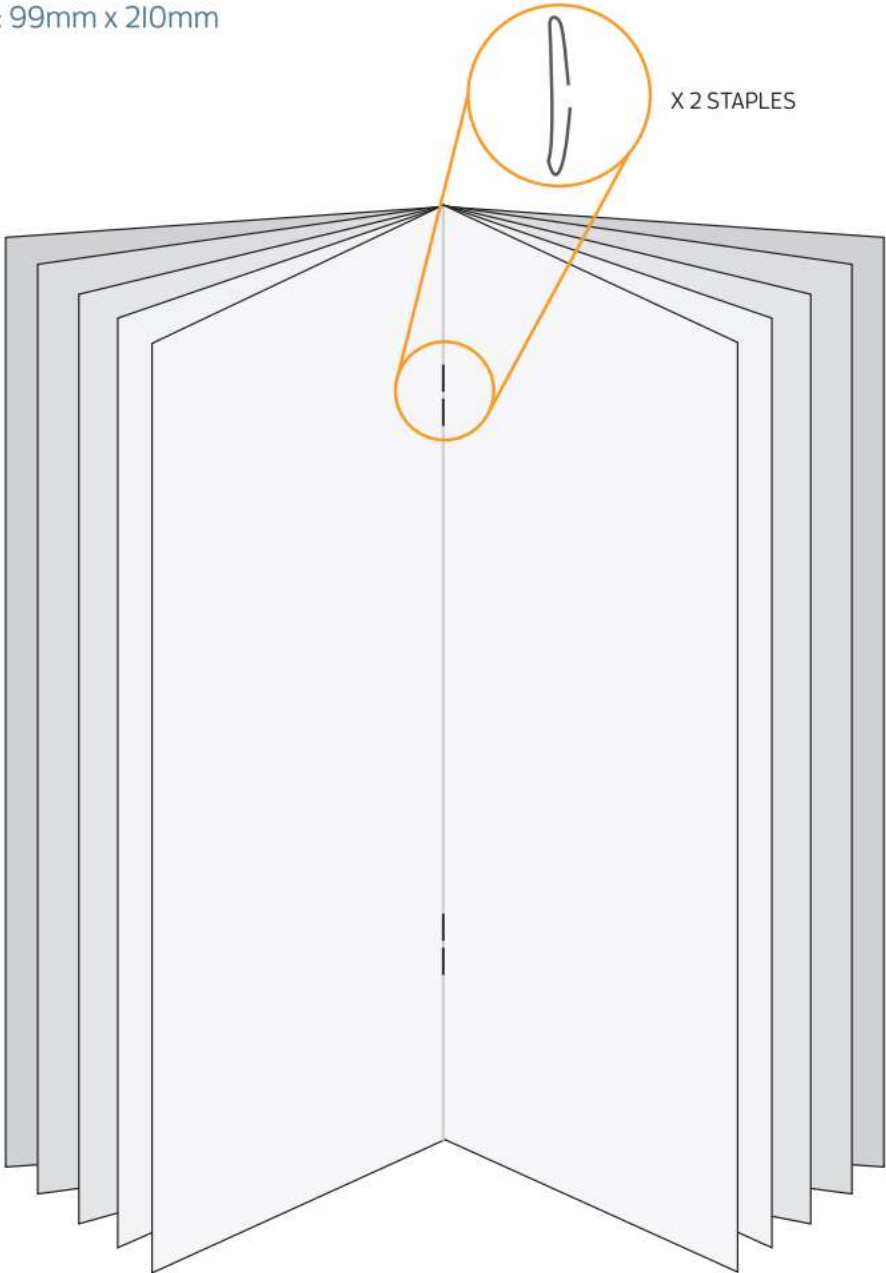
 SAFE PRINT AREA: 89mm x 200mm



DL MAGAZINES

SADDLE STITCHED

FOLDED SIZE: 99mm x 210mm



A5 MAGAZINES

SIZE: 148.5mm x 210mm




TRIM SIZE: 148.5mm x 210mm



BLEED: 158.5mm x 220mm



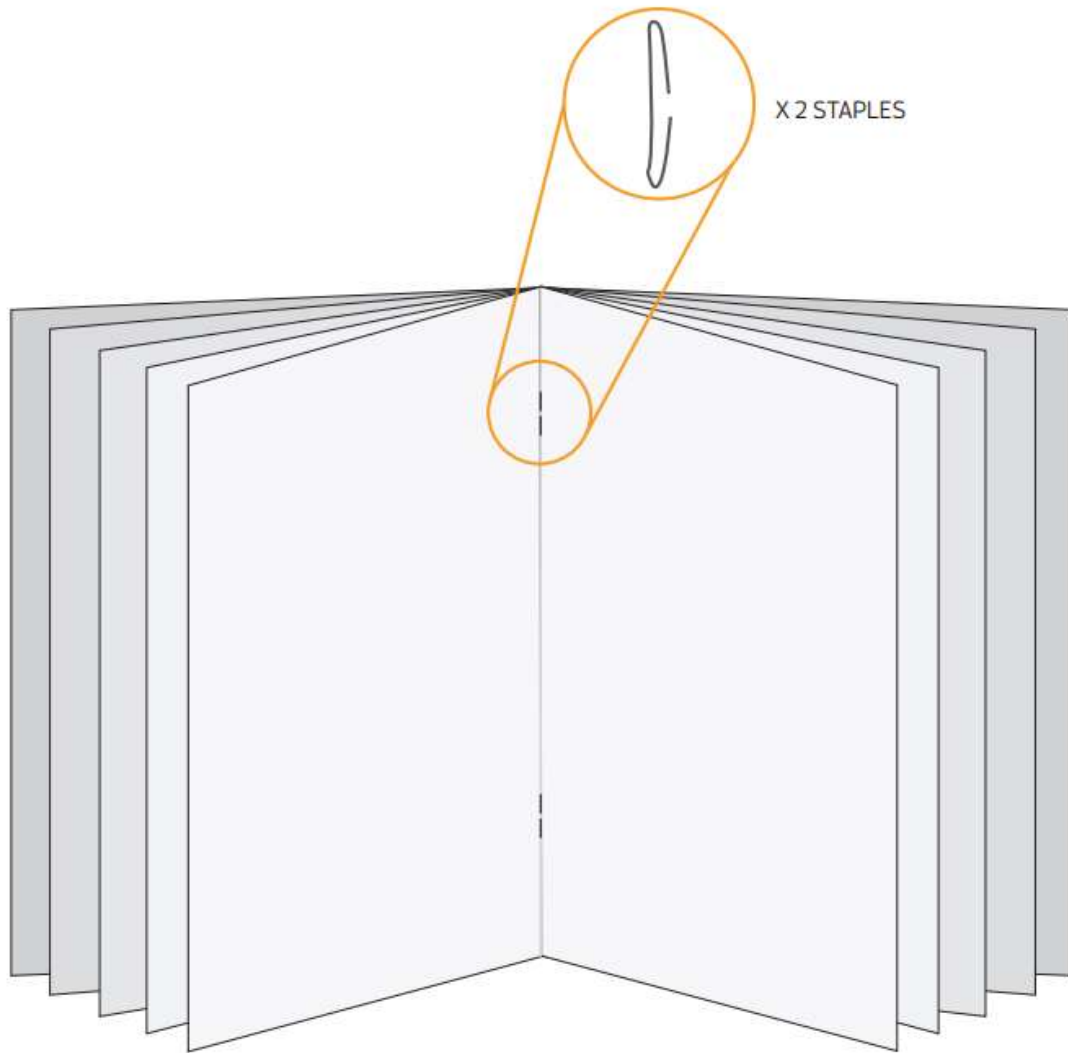
SAFE PRINT AREA: 138.5mm x 200mm



A5 MAGAZINES

SADDLE STITCHED

FOLDED SIZE: 148.5mm x 210mm




A5 MAGAZINE - PERFECT or BURST BOUND SIZE: 210mm x 148mm

TRIM SIZE: 210mm x 148mm
 BLEED: 218mm x 156mm
 SAFE PRINT AREA: 200mm x 138mm
 INK FREE ZONE

SPINE WIDTH

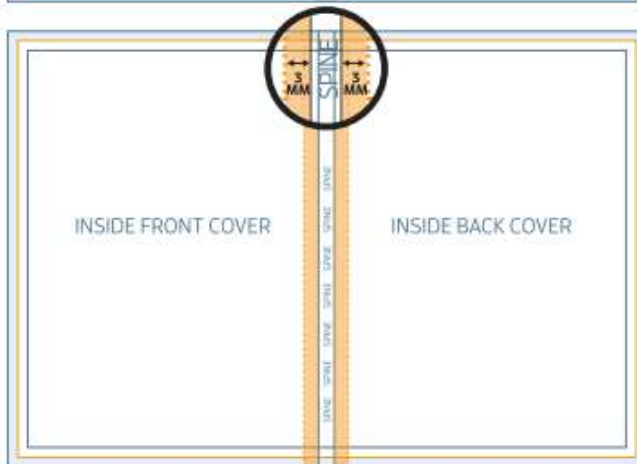
This will vary depending on the number of text pages and your selected stock option.

To calculate spine width [CLICK HERE](#).




INK FREE ZONE - Inside Covers (indicated by dotted orange lines)

On the inside covers, due to adhesion requirements, the booklet spine plus 3mm on each side of the spine must be kept ink free.



INK FREE ZONE - Text Pages (indicated by dotted orange lines)

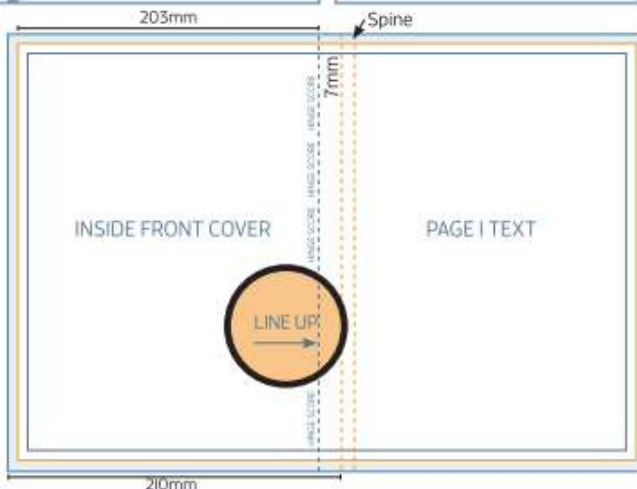
On the first and last text pages, due to adhesion requirements, a 3mm strip next to the spine must be kept free of all ink.



TEXT AND LOGO LINE UP (indicated by dotted blue line)

For line up between the inside front cover and page 1 and/or inside back over and the last page, the line up point will be 7mm in from the spine. (ie at the hinge score)

4mm bleed is the maximum allowed, from this score. (ie up to the ink free zone)



PERFECT or BURST BOUND BOOKS

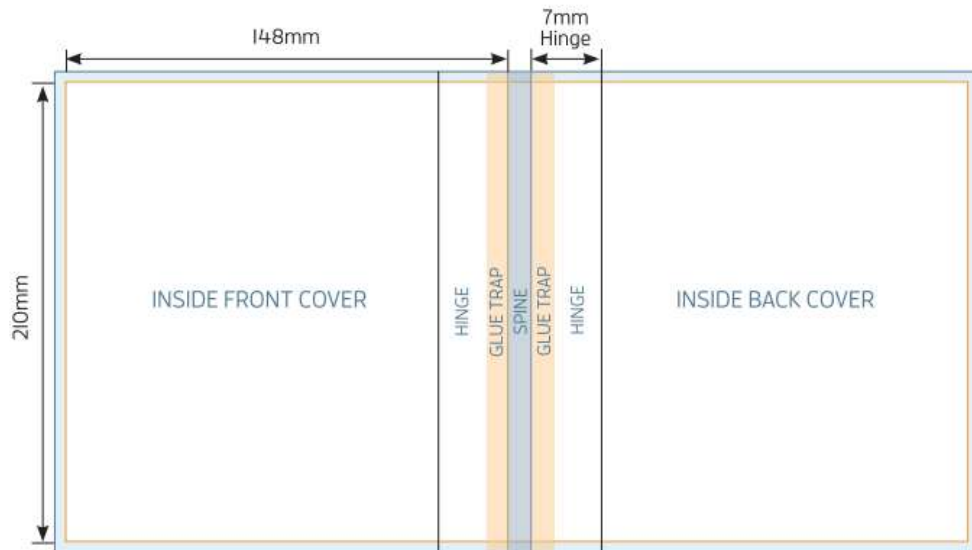
ARTWORK SET UP - A5 PORTRAIT

- 1 The spine width will vary depending on the number of text pages and selected stock option.
To calculate the spine width [click here](#).
- 2 The spine width must be included in the cover spread. I.e. If the spine width is 5mm for a A5 portrait book, the cover will be calculated as follows:

210mm x 297mm (+ 5mm spine) = 210mm x 302mm new cover spread

- 3 The inner cover spread includes a spine and hinge area. **NO ink** is allowed for the following:

- Spine width (this will vary depending on book size)
- 3mm glue trap/ink free zone (note that the first 3mm of the 7mm hinge is the glue trap/ink free zone)



Shaded area is no ink zone - spine width + 3mm both sides

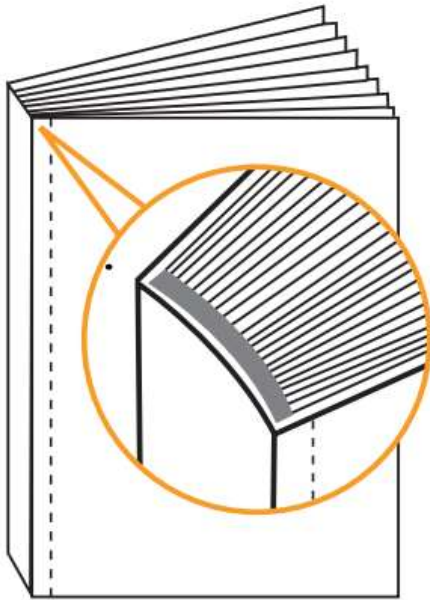
Therefore, no print is allowed beyond 145mm from cut edge for a portrait A4 booklet to allow for the 3mm glue ink free zone.

When working with covers where line up is crucial with text pages, please take into consideration that the line up point is 7mm in from the spine. Due to the processes involved in binding, there will always be some movement and will not always be exact.



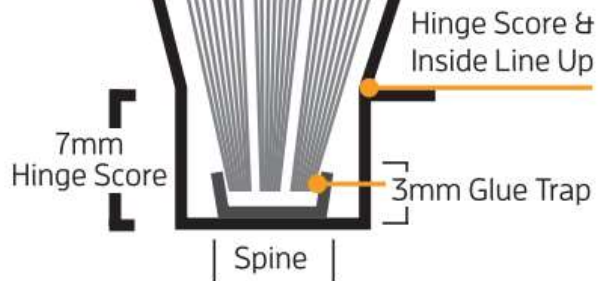
A5 MAGAZINE - PERFECT or BURST BOUND

SIZE: 210mm x 148mm



SECTIONS (text pages)

Cover Stock



A4 MAGAZINES

SIZE: 210mm x 297mm




TRIM SIZE: 210mm x 297mm



BLEED: 220mm x 307mm



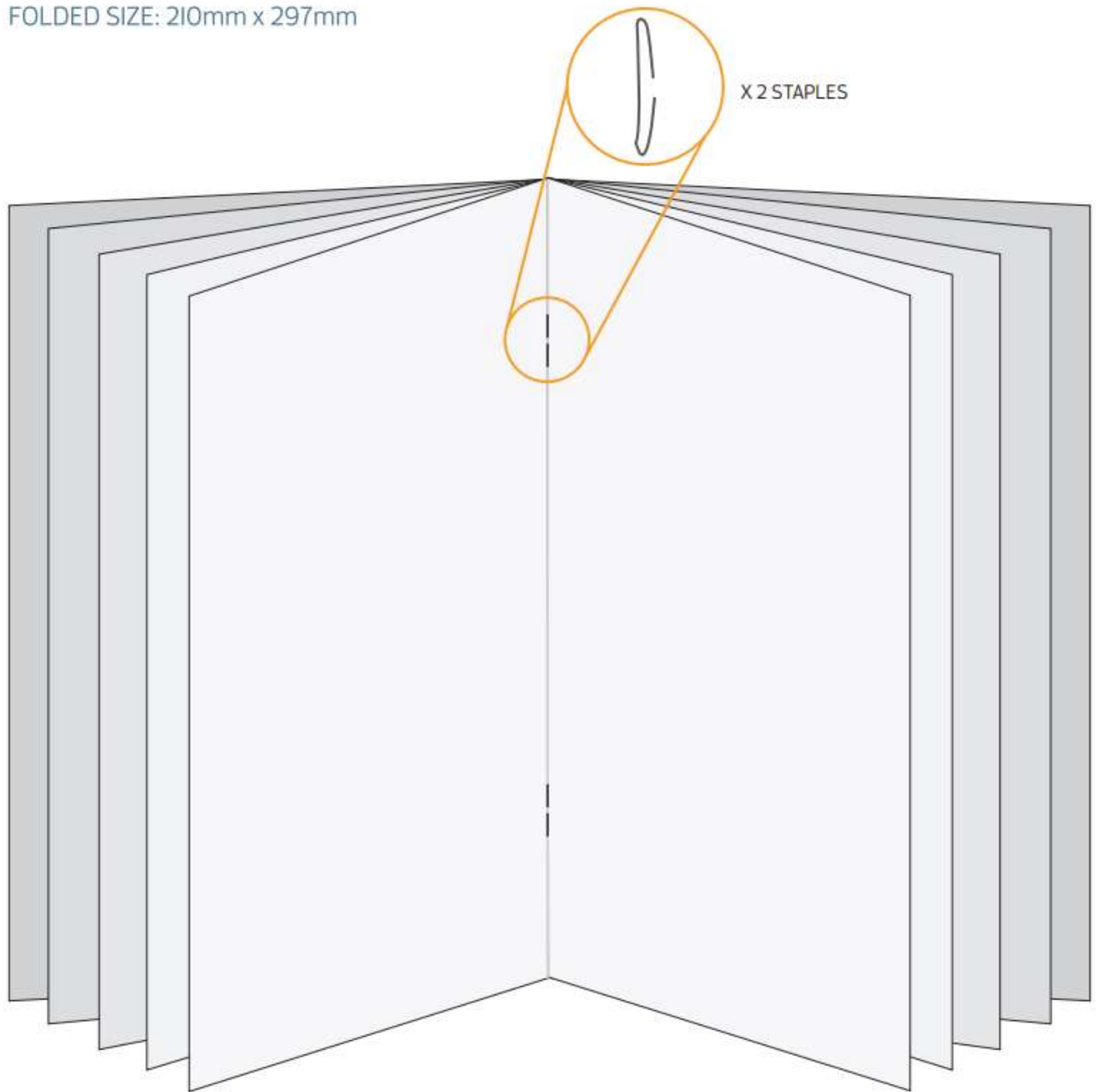
SAFE PRINT AREA: 200mm x 287mm



A4 MAGAZINES

SADDLE STITCHED

FOLDED SIZE: 210mm x 297mm




A4 MAGAZINE - PERFECT or BURST BOUND SIZE: 210mm x 297mm

TRIM SIZE: 210mm x 297mm
 BLEED: 218mm x 305mm
 SAFE PRINT AREA: 200mm x 287mm
 ----- INK FREE ZONE

SPINE WIDTH

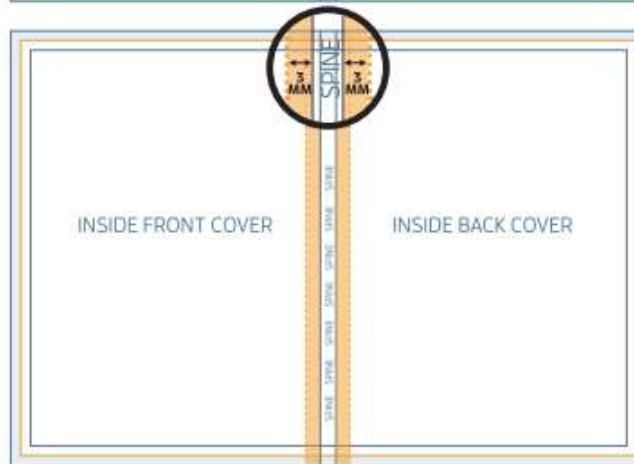
This will vary depending on the number of text pages and your selected stock option.

To calculate spine width [CLICK HERE](#).



INK FREE ZONE - Inside Covers (indicated by dotted orange lines)

On the inside covers, due to adhesion requirements, the booklet spine plus 3mm on each side of the spine must be kept ink free.



INK FREE ZONE - Text Pages (indicated by dotted orange lines)

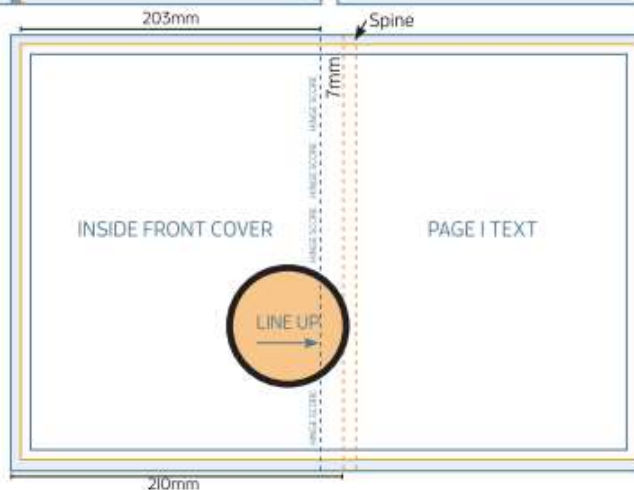
On the first and last text pages, due to adhesion requirements, a 3mm strip next to the spine must be kept free of all ink.



TEXT AND LOGO LINE UP (indicated by dotted blue line)

For line up between the inside front cover and page 1 and/or inside back over and the last page, the line up point will be 7mm in from the spine. (ie at the hinge score)

4mm bleed is the maximum allowed, from this score. (ie up to the ink free zone)



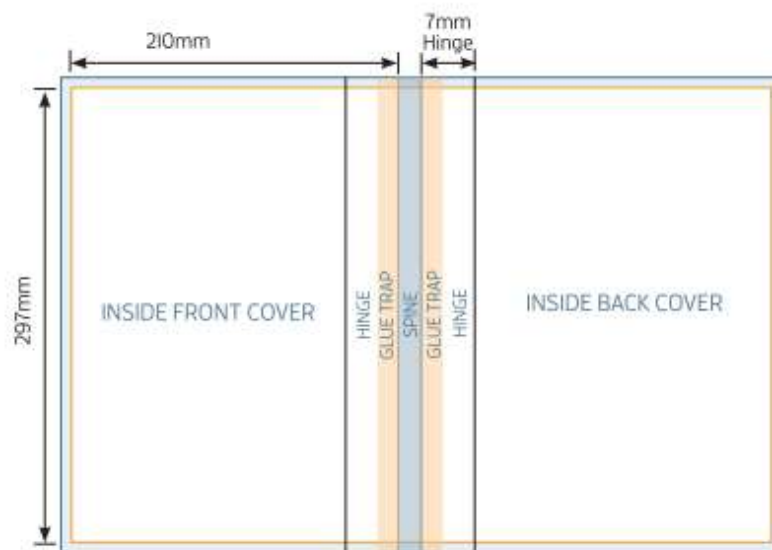
PERFECT or BURST BOUND BOOKS

ARTWORK SET UP - A4 PORTRAIT

- 1 The spine width will vary depending on the number of text pages and selected stock option.
To calculate the spine width [click here](#).
- 2 The spine width must be included in the cover spread. I.e. If the spine width is 5mm for a A4 portrait book, the cover will be calculated as follows:

$$297\text{mm} \times 420\text{mm} (+ 5\text{mm spine}) = 297\text{mm} \times 425\text{mm new cover spread}$$

- 3 The inner cover spread includes a spine and hinge area. **NO ink** is allowed for the following:
 - Spine width (this will vary depending on book size)
 - 3mm glue trap/ink free zone (note that the first 3mm of the 7mm hinge is the glue trap/ink free zone)



Shaded area is no ink zone - spine width + 3mm both sides

Therefore, no print is allowed beyond 207mm from cut edge for a portrait A4 booklet to allow for the 3mm glue ink free zone.

When working with covers where line up is crucial with text pages, please take into consideration that the line up point is 7mm in from the spine. Due to the processes involved in binding, there will always be some movement and will not always be exact.



A4 MAGAZINE - PERFECT or BURST BOUND

SIZE: 210mm x 297mm

